



AUTOMATIC FOLDER GLUER MACHINE



Integriti Consulting is a tech company specializing in production of high quality folder gluer machines. We offer customers card-board box-related products with complete specifications and wide functions such as automatic high-speed folder gluer machines, automatic machine vision-based waste strippers, integrated folder gluer machines with on-line quality inspection function, and corrugated box gluer machines. We provide customers with customization services according to the actual demand as well.

Our company will continue to improve and refine our products and invest more in technological innovation and R&D of new products to bring customers unsurpassed quality and service. We promise reliable quality, guarantee first-class service, persist in honest management, and further together!

IC TFG-650/850/1100

Automatic Folder Guler



CORRUGATED PAPER

CARD PAPER



Corrugated Paper



Card Paper



Grey Board

MACHINE PARAMETER

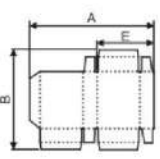
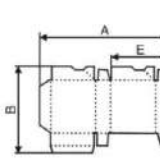
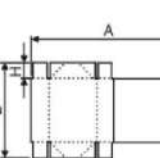
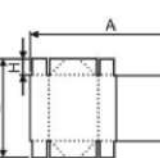
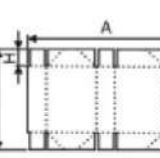
- ICXS-650/850/1100A
- ICXS-650/850/1100B
- ICXS-650/850/1100C

Suitable for straight line box

Suitable for straight line box, crashlock box, double sides box

Suitable for straight line box, crashlock box, double sides box
4 & 6 corner box

Model	ICXS-650			ICXS-850			ICXS-1100		
Suitable Material	200-800g/m² 200-800g/m² cardboard and N/F & E flute corrugated board								
Speed Range	0-400m/min								
Inching Speed	30m/min								
Max Blank Width	650mm			850mm			1100mm		
Model	ICXS-650A	ICXS-650B	ICXS-650C	ICXS-850A	ICXS-850B	ICXS-850C	ICXS-1100A	ICXS-1100B	ICXS-1100C
Dimension(L)	11000mm	12500mm	14000mm	11500mm	13000mm	15300mm	12000mm	13500mm	15800mm
Dimension(W*H)	1400x1600mm	1400x1600mm	1400x1900mm	1600x1600mm	1600x1600mm	1600x1900mm	1850x1600mm	1850x1600mm	1850x1900mm
Mechanical Weight	5T	5.5T	6T	6T	7T	8T	7T	8T	9T
Mechanical Power	14.2kw	14.2kw	18.6kw	18.5kw	19kw	23kw	18.5kw	19kw	23kw
Compressed air	6bar								
Air Compressor Capacity	10m³/h								
Air tank Capacity	60L								

Model		ICXS-650	ICXS-850	ICXS-1100
Straight line box 	A	130-650mm	160-850mm	170-1100mm
	B	100-600mm	100-900mm	100-900mm
	E	60-320mm	70-420mm	70-540mm
Lock bottom box 	A	140-600mm	170-800mm	170-1050mm
	B	100-600mm	170-900mm	170-900mm
	E	60-320mm	80-420mm	80-540mm
4 corner box 	A	150-600mm	160-800mm	160-1050mm
	B	160-600mm	160-800mm	160-900mm
	H	25-120mm	25-120mm	25-120mm
4 corner box with lid 	A	270-550mm	270-700mm	330-1020mm
	B	160-450mm	160-450mm	160-450mm
	H	25-120mm	25-120mm	25-120mm
6-corner box 	A	150-600mm	160-800mm	160-1050mm
	B	160-600mm	160-800mm	160-900mm
	H	25-120mm	25-120mm	25-120mm


PARTIAL PICTURES OF MACHINE

01 Feeder



- Set up quickly and rapidly
- variable speed independent servo motor
- Adjustable on the run
- Easy repeatability
- Light maintenance
- Feeds most types of materials
- Handles most box styles
- Feeder Air suction(optional)

02 Alignment



- The paperboard sent by feeder shall be corrected by the alignment to ensure go straight.
- The upper pressure drive can be adjusted up and down to adapt to different paperboard thickness.

03 Pre-folding Section



- 180 prebreaking of all boxes at high-speed, regardless of material
- Long prebreaker for perfectly flat glue flaps
- Extra wide lower left-hand belt ensures no marking
- High-speed re-opening plough
- Upper left conveyor displacement allows for more flexibility

04 Alignment



- Processes multiple-fold packaging
- Telescopic upper conveyors easily be adjustable to box format
- Allows for front panel folding

05 4 & 6 Corner Device



- Fast set-up of all types, and most sizes, of 4 and 6- cornered boxes
- Speeds of up 22,000 b/h
- Tilting frame adjusts to flap size
- Cable guides for 45 panel
- Modulated hook trajectory for high-speed, high-quality production
- Gluing guns are required for 4/6 corner boxes

06 Lower Gluing Unit



- Oversized stainless steel glue wheel for high-speed running
- Unique scraper device with micro-metric adjustment for precise gluing
- All components easily removable for quick cleaning.

07 Folding Section



- Minimum folding device for folding down to 35 mm
- Choice of left, right or simultaneous folding
- Automatic belt tensioning ensures quicker makeready
- The left and right folding belt speed can be adjusted independently

08 Transfer Section



- Independent drive for complete control and faster job change
- Synchronized kicker adjusts to carton arrival time
- Adjustable transfer conveyors adapt to difficult box shapes
- Height adjustable for a perfect box stream

09 Control Panel



- Using a 10-inch large screen, the operation is convenient and intuitive.
- Multiple languages are available.
- Memory function and remote control (optional).

10 Conveyor



- Integrated box stream regulator for precise stream intervals and faster running
- In manual mode, the belt moves at a constant speed and is not affected by the main motor speed.
- Pneumatic pressure control is more accurate, to ensure bonding effect.

IC TFG-900/1200

Automatic Folder Guler



CORRUGATED PAPER

CARD PAPER



Corrugated Paper



Card Paper



Grey Board

MACHINE PARAMETER

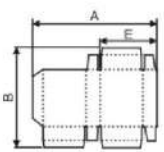
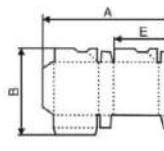
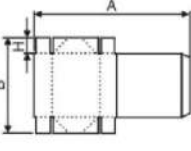
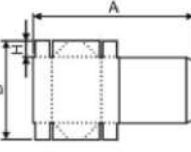
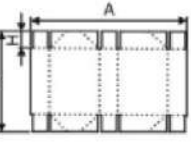
- ICTFG-900/1200A
- ICTFG-900/1200B
- ICTFG-900/1200C

Suitable for straight line box

Suitable for straight line box, crashlock box, double sides box

Suitable for straight line box, crashlock box, double sides box
4 & 6 corner box

Model		IC TFG-900			IC TFG-1200	
Suitable Material	200-800g/m² 200-800g/m² cardboard and N/F & E flute corrugated board					
Speed Range	0-400m/min					
Inching Speed	30m/min					
Max Blank Width	900mm			1200mm		
Model	IC TFG-900A	IC TFG-900B	IC TFG-900C	IC TFG-1200A	IC TFG-1200B	IC TFG-1200C
Dimension(L)	12000mm	13500mm	15800mm	12000mm	13500mm	15800mm
Dimension(W*H)	1400x1600mm	1400x1600mm	1400x1900mm	1850x1600mm	1850x1600mm	1850x1900mm
Mechanical Weight	7T	8T	9T	8T	9T	10T
Mechanical Power	18.6kw	19kw	23.2kw	18.6kw	19kw	23.2kw
Compressed air	6bar					
Air Compressor Capacity	10m²/h					
Air tank Capacity	60L					

Model	IC TFG-900		IC TFG-1200	
Straight line box 	A	160-900mm	170-1200mm	
	B	100-900mm	100-900mm	
	E	70-440mm	70-560mm	
Lock bottom box 	A	170-850mm	170-1050mm	
	B	170-900mm	170-900mm	
	E	80-440mm	80-560mm	
4 corner box 	A	160-850mm	160-1050mm	
	B	160-800mm	160-800mm	
	H	25-120mm	25-120mm	
4 corner box with lid 	A	270-700mm	330-1020mm	
	B	160-450mm	160-450mm	
	H	25-120mm	25-120mm	
6-corner box 	A	270-700mm	330-1020mm	
	B	160-800mm	160-800mm	
	H	25-120mm	25-120mm	

PARTIAL PICTURES OF MACHINE

01 Feeder



- Set up quickly and rapidly
- variable speed independent servo motor
- Adjustable on the run
- Easy repeatability
- Light maintenance
- Feeds most types of materials
- Handles most box styles
- Feeder Air suction(optional)

02 Alignment



- The paperboard sent by feeder shall be corrected by the alignment to ensure go straight.
- The upper pressure drive can be adjusted up and down to adapt to different paperboard thickness.

03 Pre-folding Section



- Upper left conveyor displacement allows for more flexibility
- 180° prebreaking of all boxes at high-speed, regardless of material
- Long prebreaker for perfectly flat glue flaps
- Extra wide lower left-hand belt ensures no marking

04 Alignment



- Processes multiple-fold packaging
- Telescopic upper conveyors easily be adjustable to box format
- Allows for front panel folding

05 4 & 6 Corner Device



- Fast set-up of all types, and most sizes, of 4 and 6-cornered boxes
- Speeds of up to 22,000 b/h
- Tilting frame adjusts to flap size
- Cable guides for 45° panel
- Modulated hook trajectory for high-speed, high-quality production
- Gluing guns are required for 4/6 corner boxes

06 Lower Gluing Unit



- Oversized stainless steel glue wheel for high-speed running
- Unique scraper device with micro-metric adjustment for precise gluing
- All components easily removable for quick cleaning.

07 Folding Section



- Choice of left, right or simultaneous folding
- Automatic belt tensioning ensures quicker makeready
- The left and right folding belt speed can be adjusted independently

08 Transfer Section



- Independent drive for complete control and faster job change
- Synchronized kicker adjusts to carton arrival time
- Adjustable transfer conveyors adapt to difficult box shapes
- Height adjustable for a perfect box stream

09 Control Panel



- Using a 10-inch large screen, the operation is convenient and intuitive.
- Multiple languages are available.
- Memory function and remote control (optional).

10 Conveyor



- Integrated box stream regulator for precise stream intervals and faster running
- In manual mode, the belt moves at a constant speed and is not affected by the main motor speed.
- Pneumatic pressure control is more accurate, to ensure bonding effect.

IC TFG-1250/1450/1650

Automatic Folder Guler



CORRUGATED PAPER

CARD PAPER



Corrugated Paper



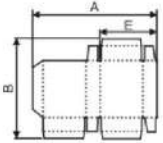
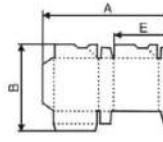
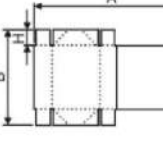
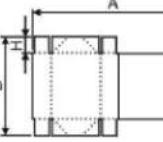
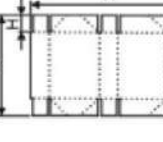
Card Paper



Grey Board

MACHINE PARAMETER

Model	IC MFG-1250			IC MFG-1450			IC MFG-1650		
Suitable Material	200-800g/m ² 200-800g/m ² cardboard and N/F & E flute corrugated board								
Speed Range	0-400m/min								
Inching Speed	30m/min								
Max Blank Width	1250mm			1450mm			1650mm		
Model	IC MFG-1250A	IC MFG-1250B	IC MFG-1250C	IC MFG-1450A	IC MFG-1450B	IC MFG-1450C	IC MFG-1650A	IC MFG-1650B	IC MFG-1650C
Dimension(L)	1370mm	1520mm	1750mm	1370mm	1520mm	1750mm	1420mm	1570mm	1800mm
Dimension(W*H)	1800x1600mm			2000x1600mm			2200x1600mm		
Mechanical Weight	8T	9T	10T	9T	10T	11T	10T	11T	12T
Mechanical Power	22kw	23kw	29kw	22kw	23kw	29kw	22kw	23kw	29kw
Compressed air	6bar								
Air Compressor Capacity	10m ² /h								
Air tank Capacity	60L								

Model	IC MFG-1250		IC MFG-1450	IC MFG-1650
		Min/mm	Max/mm	
Straight line box 	A	100mm	1250mm	1450mm
	B	180mm	1000mm	1000mm
	E	85mm	600mm	715mm
Lock bottom box 	A	200mm	1050mm	1400mm
	B	100mm	1000mm	1000mm
	E	90mm	515mm	690mm
4 corner box 	A	180mm	1050mm	1400mm
	B	140mm	1000mm	1000mm
	H	30mm	150mm	150mm
4 corner box with lid 	A	180mm	1050mm	1400mm
	B	140mm	1000mm	1000mm
	H	30mm	150mm	150mm
6-corner box 	A	220mm	1000mm	1200mm
	B	140mm	1000mm	1000mm
	H	15mm	50mm	50mm

PARTIAL PICTURES OF MACHINE

01 Feeder



- Set up quickly and rapidly
- variable speed independent servo motor
- Adjustable on the run
- Easy repeatability
- Light maintenance
- Feeds most types of materials
- Handles most box styles
- Feeder Air suction(optional)

02 Alignment



- The paperboard sent by feeder shall be corrected by the alignment to ensure go straight.
- The upper pressure drive can be adjusted up and down to adapt to different paperboard thickness.

03 Pre-folding Section



- 180 prebreaking of all boxes at high-speed, regardless of material
- Long prebreaker for perfectly flat glue flaps
- Extra wide lower left-hand belt ensures no marking
- High-speed re-opening plough
- Upper left conveyor displacement allows for more flexibility

04 Lock Bottom



- Processes multiple-fold packaging
- Telescopic upper conveyors easily be adjustable to box format
- Allows for front panel folding

05 4 & 6-Corner Device



- Fast set-up of all types, and most sizes, of 4 and 6-cornered boxes
- Speeds of up 22,000 b/h
- Tilting frame adjusts to flap size
- Cable guides for 45 panel
- Modulated hook trajectory for high-speed, high-quality production
- Gluing guns are required for 4/6 corner boxes

06 Lower Gluing Unit



- Oversized stainless steel glue wheel for high-speed running
- Unique scraper device with micro-metric adjustment for precise gluing
- All components easily removable for quick cleaning.

07 Folding Section



- Choice of left, right or simultaneous folding
- Automatic belt tensioning ensures quicker makeready
- The left and right folding belt speed can be adjusted independently

08 Transfer Section



- Independent drive for complete control and faster job change
- Synchronized kicker adjusts to carton arrival time
- Adjustable transfer conveyors adapt to difficult box shapes
- Height adjustable for a perfect box stream

09 Control Panel



- Using a 10-inch large screen, the operation is convenient and intuitive.
- Multiple languages are available.
- Memory function and remote control (optional).

10 Conveyor



- Integrated box stream regulator for precise stream intervals and faster running
- In manual mode, the belt moves at a constant speed and is not affected by the main motor speed.
- Pneumatic pressure control is more accurate, to ensure bonding effect.